

# ClearVision Glass Writing Surfaces

**AARGO**  
PRODUCTS INC.



**ClearVision** Glass Writing Surfaces use the latest technologies to combine Functionality and Style all in one. **ClearVision** Glass is functionally superior because it is made of low-iron **ULTRA-CLEAR** tempered glass and is stylish because we utilize thermally bonded color coatings for smooth colorful finishes that blend, contrast and accentuate any environment.



**ClearVision** is available in standard white and standard size directly from our inventory or choose from 12 popular colors on special order. If our standard colors do not achieve your immediate design, Aarco Products offers **BLEND** which allows you to choose from several popular color charts and we will make them to order. Custom sizes are also available up to 60" x 120" in one piece.

# ClearVision Glass Writing Surface with Stand-Off Wall Mounting



ClearVision Glass Writing Surfaces are available in ¼” and ½” thick glass and an assortment of sizes in standard white (for custom color: see page 8). These units are shipped directly from stock and are easy to install. Our “through glass stand-off” design allows you to install these superior writing surfaces with satin-finished hardware that mount the glass 1” off the wall. Glass writing surfaces with stand-offs can be conveniently mounted both horizontally or vertically. The models shown have a galvanized steel back, compatible with **RARE EARTH** magnetic accessories (page 8).

## GLASS HIGHLIGHTS

- Bacterial resistance
- Premium writing surface
- Custom colors available
- Reflective surface
- Scratch and stain resistant
- Universal mounting



**VISIBLE MOUNTING  
HARDWARE FRONT VIEW**



**REAR VIEW  
1” STAND-OFF**

## Stand-Off Glass Board Specifications:

<b>Glass Board Type</b>	<i>Though Glass Stand-Off Mounted</i>
<b>Magnetic</b>	<i>Magnetic &amp; Non Magnetic</i>
<b>Glass Thickness</b>	<i>¼” OR ½”</i>
<b>Available Models</b>	<i>½”:</i> <b>3WGBM</b> 36X48, 48X48, 48X60, 48X72, 48X96 <i>¼”:</i> <b>6WGBM</b> 18X24, 24X36, 36X48, 48X48, 48X60, 48X72, 48X96, 48X120
<b>Accessories</b>	<i>Magnetic Tray and Rare Earth Magnets (pg 8)</i>
<b>Hardware</b>	<i>Satin Aluminum Stand-Off Mounting Hardware Included</i>
<b>Number of Stand-Offs</b>	<i><b>4:</b> 18x24, 24x36, 36x48, 48x48    <b>6:</b> 48x60, 48x72    <b>8:</b> 48x96, 48x120</i>

# ClearVision Glass Writing Surface with Z-Bar Wall Mounting



ClearVision Glass Writing Surfaces are also equipped with our Z-Bar Wall Mounting Brackets. The Z-Bar mounted boards are available in both 1/4" and 1/8" thick glass and an assortment of sizes in standard white (for custom color: see page 8). Our industry-leading Z-Bar interlocking system allows the board to sit 3/16" from the wall, giving your writing surface a **floating** appearance with no visible hardware. In addition to its beauty and style, the Z-Bar system also enables tandem mounting to cover complete walls or any part of a wall. Z-Bar equipped writing surfaces are available in both a vertical or horizontally mounted writing surface. See page 8 for custom sizes to create total functionality and style. All products equipped with Z-Bar mounting are magnetic.

## GLASS HIGHLIGHTS

- Bacterial resistance
- Premium writing surface
- Custom colors available
- Reflective surface
- Magnetic
- Scratch and stain resistant
- Custom sizes



**FRONT VIEW NO VISIBLE MOUNTING HARDWARE**



**REAR VIEW INTERLOCKING Z-BAR MOUNT**

## Z-Bar Glass Board Specifications:

<b>Glass Board Type</b>	Z-Bar Mounted Floating Design
<b>Glass Thickness</b>	1/4" OR 1/8"
<b>Available Models</b>	<p><b>Horizontal:</b> 1/8" Magnetic: WGMB-Z 36X48, 48X48, 48X60, 48X72, 48X96</p> <p>1/4" Magnetic: WGMB-Z 36X48, 48X48, 48X60, 48X72, 48X96, 48X120</p> <hr/> <p><b>Vertical:</b> 1/8" Magnetic: WGMB-Z 48X36, 48X48, 60X48, 72X48, 96X48</p> <p>1/4" Magnetic: WGMB-Z 48X36, 48X48, 60X48, 72X48, 96X48, 120X48</p>
<b>Accessories</b>	Magnetic Tray & Rare Earth Magnets (pg 8)
<b>Hardware</b>	Z-Bar Invisible Mounting Included

# “Aperture” Glass Projection/Markerboard with Z-Bar Wall Mounting



**Aperture** is a unique low-gloss, non-ghosting writing surface that doubles as a superior, **NON-GLARE** projection surface. **Aperture** is specially designed with 1/8” low-iron tempered glass and a galvanized steel support backer to maintain flatness, stability, increasing performance for vivid projected images.

**Aperture** is equipped with our industry-leading, interlocking “Z”-Bar mounting, eliminating all visible mounting hardware and contributing to flatness for superior projection quality. **Aperture** is available in standard white for best projection use, and the same low gloss surface is also available on special order in black and grey. Standard stock sizes are listed below, and special sizes are available for special orders.

## GLASS HIGHLIGHTS

- Bacterial resistance
- Low reflectivity
- Premium writing surface
- Unique matte finish for high-environments

## Aperture Specifications:

<b>Glass Board Type</b>	Z-Bar Mounted Floating Design
<b>Magnetic</b>	Magnetic
<b>Glass Thickness</b>	1/8”
<b>Available Models</b>	3mm Magnetic APE: 48X48, 48X72, 48X96
<b>Accessories</b>	Magnetic Tray & Rare Earth Magnets
<b>Hardware</b>	Z-Bar Invisible Mounting Included



**FRONT VIEW NO VISIBLE MOUNTING HARDWARE**



**REAR VIEW INTERLOCKING Z-BAR MOUNT**

# Rite Wall Glass

## Wall to Wall Writing Surface



The **Rite-Wall** Glass Writing Surface adds the elegance of glass board technology to large-scale multi-panel Wall-to-Wall formats. Our industry leading Z-Bar interlocking Mounting System enables multi-panel installations to be fast and precise. Our Staff can assist you in customizing panels, including special sizes and cutouts to facilitate most installations. All glass wall panels feature high-quality low-iron glass, tempered with a high-quality rear coating and a galvanized steel back facing ensuring long-lasting quality. All units meet the ANSI Z971 safety rating and contain zero VOC content.

You will be amazed at how one product can achieve a multitude of criteria. In addition, you may choose from our inventory of standard white surfaces or our 12 popular special-order colors. We also offer **BLEND**, a near-endless assortment of colors chosen from nationally published color charts (see page 8). Our wide selection of colors gives you the greatest possibility to contrast, accentuate, or blend.

### Rite Wall Specifications:

<b>Glass Board Type</b>	<i>Z-Bar Mounted (Full Length Z-Bars are available for multi-panel units for proper alignment)</i>
<b>Glass Thickness</b>	<i>1/4"</i>
<b>Available Models</b>	<b>GRW: 6048, 6096, 60144, 60192 8448, 8496, 84144, 84192</b>
<b>Accessories</b>	<i>Magnetic Tray &amp; Rare Earth Magnets</i>
<b>Hardware</b>	<i>Z-Bar Invisible Mounting Included</i>



**FRONT VIEW NO VISIBLE MOUNTING HARDWARE**



**REAR VIEW INTERLOCKING Z-BAR MOUNT**

# Horizontal Sliding Unit Glass

## ClearVision Writing Surface

---



Our Horizontal Sliding Writing Surfaces save space while turning the wall into a multi-media display. Movable panels double, triple, or quadruple functional wall space and can be designed to hide LED screens when not in use (see below). Our Horizontal Sliding Units are time-tested products and can have up to 4 sliding tracks. Each panel rides smoothly and securely on nylon rollers and a sturdy bottom track.

The ClearVision Glass Markerboards are fully protected in a double-design frame. ClearVision panes add beauty and style to a high-function visual display product. In addition, ClearVision panels can be custom-coated to contrast, accentuate, or blend into your space. Frames and tracks can be custom colored to match, contrast, or blend with the writing surface. Please see page 8 for more details.

### Horizontal Sliding Unit Specifications:

<b>Glass Thickness</b>	1/4"
<b>Magnetic</b>	Magnetic
<b>Sizes</b>	48X96, 48X120, 48X144, 48x192
<b>Tracks</b>	1, 2, 3, or 4
<b>Fixed Rear Panel</b>	Available with or without
<b>Accessories</b>	Magnetic Tray & Rare Earth Magnets



### GLASS HIGHLIGHTS

- Bacterial resistance
- Premium writing surface
- Heavy material
- Reflective surface
- Magnetic option
- Can conceal TV's or electrical panels

# ClearVision Glass On Wheels

## Writing Surface

---



Aarco Products, **Glass on Wheels** is a highly effective tool for open plan educational and office environments. Our quality product is designed to contrast, accentuate or blend any interior environment while also being a very effective collaborative instructional or communicating tool.

ClearVision **Glass on Wheels** is a sturdily designed product with a full aluminum frame on all four sides. The frame can be customized to match the glass color or to contrast with the glass color. The standard unit is white glass and silver anodized aluminum trim. However, the glass and frames can be special ordered with any color(s) imaginable.

ClearVision **Glass on Wheels** is also available with a wide selection of trackable surfaces and acoustically adaptive surfaces that can help with noise control in open plan architecture. This makes Glass on Wheels a multipurpose product beyond imagination while blending into or accenting the rooms design characteristics.

### GLASS HIGHLIGHTS

- Bacterial resistance
- Premium writing surface
- Sturdy Construction
- Reflective surface
- Magnetic option
- Custom Panels


### Glass On Wheels Specifications:

---

<b>Magnetic</b>	<i>Magnetic</i>
<b>Sizes</b>	<i>72X36, 72X48 (Special sizes on request)</i>
<b>Accessories</b>	<i>Magnetic Tray &amp; Rare Earth Magnets</i>

INTRODUCING  
**BLEND**  
 BY AARCO PRODUCTS

**Available Glass & Aluminum Colors**



Full RAL  
 Color Collection



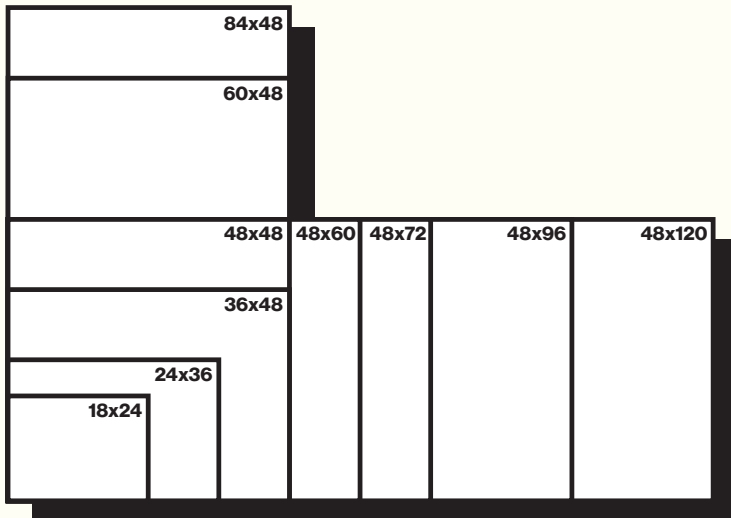
**Special Order Glass Colors**



Special Order  
 Color Collections



# Sizing Chart



*\*Custom sizes are also available*

# Accessories

**RARE EARTH MAGNETS**

Model #	Description
LMP-6S	Six Large Same Color*
LMP-6A	Six Large Assorted Color
MMP-6S	Six Medium Same Color*
MPM-6A	Six Medium Assorted Color
MMM-6S	Six Medium Metallic

\*Colors: White, Red, Black, Blue, Green, and Purple




Assorted Colors available in Large & Medium



Same Color available in Large & Medium



Silver Metallic available in Medium ONLY



**RARE EARTH MAGNET ACCESSORY TRAY**

Model #	Size	Model #	Size	Model #	Size
RMCT-12	12"	RMCT-18	18"	RMCT-24	24"